


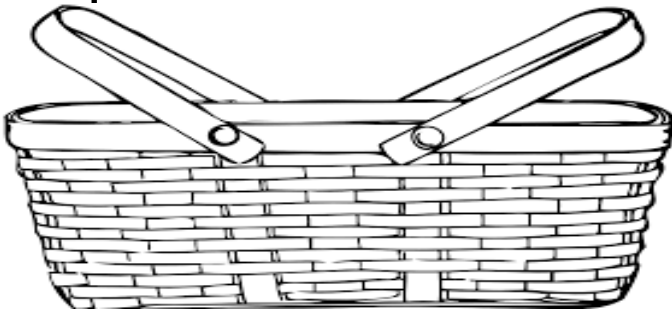
**ADDITIONAL
ACTIVITIES
FOR VESAK FESTIVAL**



Theme – wesak

Additional activities which can be done for the wesak festival

- Cut out the oil lamp and flowers. Paste them in front of the picture of Buddha to offer them.
- Make a wesak lantern – cutout circles from different colours and paste them together .
- Paste the sequence card according to the order to show why wesak is important to us
- Paste colour A4 strips to complete the Buddhist flag – Paste according to the numbers
- Complete the dot to dot activity to draw the wesak lanterns. Colour it.
- Find the odd picture and colour it .
- Visual Attention – Find the different leaf among the Bo- leaves and colour them






Activity – 3







Cut out the sequence cards and paste them accordingly




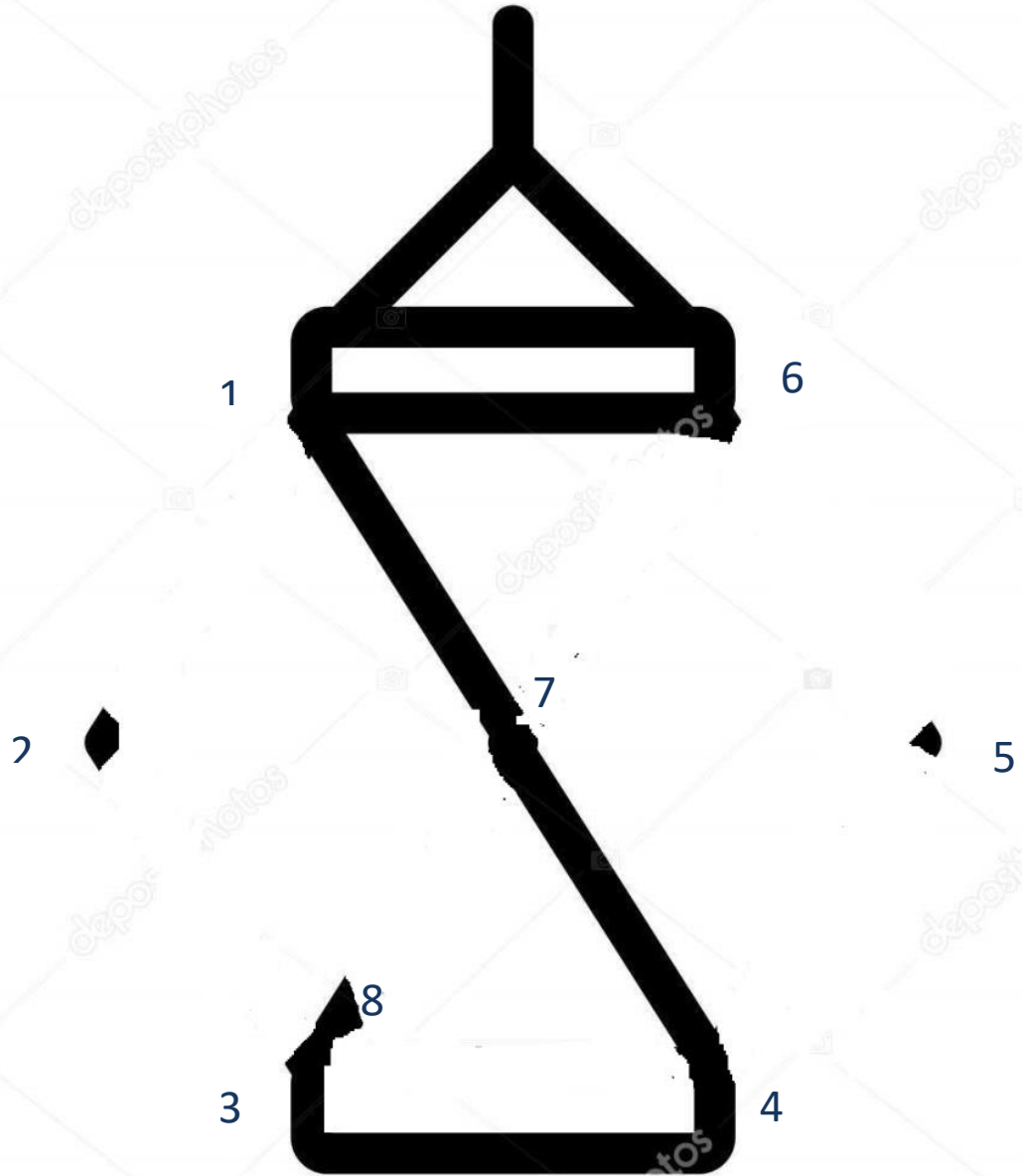
1

2


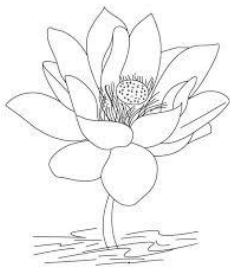



3



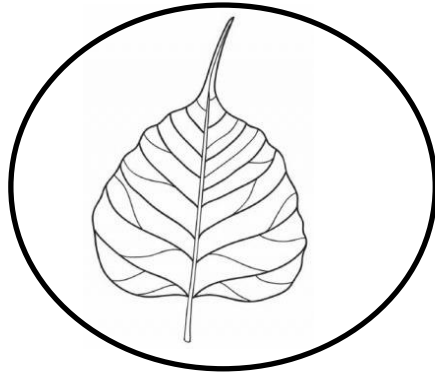




Activity – 06




Last activity




© coloring-4kids.com



© coloring-4kids.com



© coloring-4kids.com




© coloring-4kids.com



© coloring-4kids.com



© coloring-4kids.com



© coloring-4kids.com



© coloring-4kids.com



© coloring-4kids.com



© coloring-4kids.com



© coloring-4kids.com



© coloring-4kids.com

